



22 - 26 May 2019
Ortigia - Siracusa



<https://www.ccpmed.it/chc2019/>





Program available online at <https://www.ccpmed.it/chc2019/>

ABOUT US

Dear Colleagues,
Mediterranean Pediatric Heart Center "Bambino Gesù" Taormina together with "Children's National Health System in Washington, D.C., are proud to present "Congenital Heart Campus", an educational program featuring 6 simultaneous learning sessions, more than 200 lectures and a poster competition.



Congress Co-Chairs

Prof. Gil Wernovsky

Children's National Health System
Washington, D.C., USA



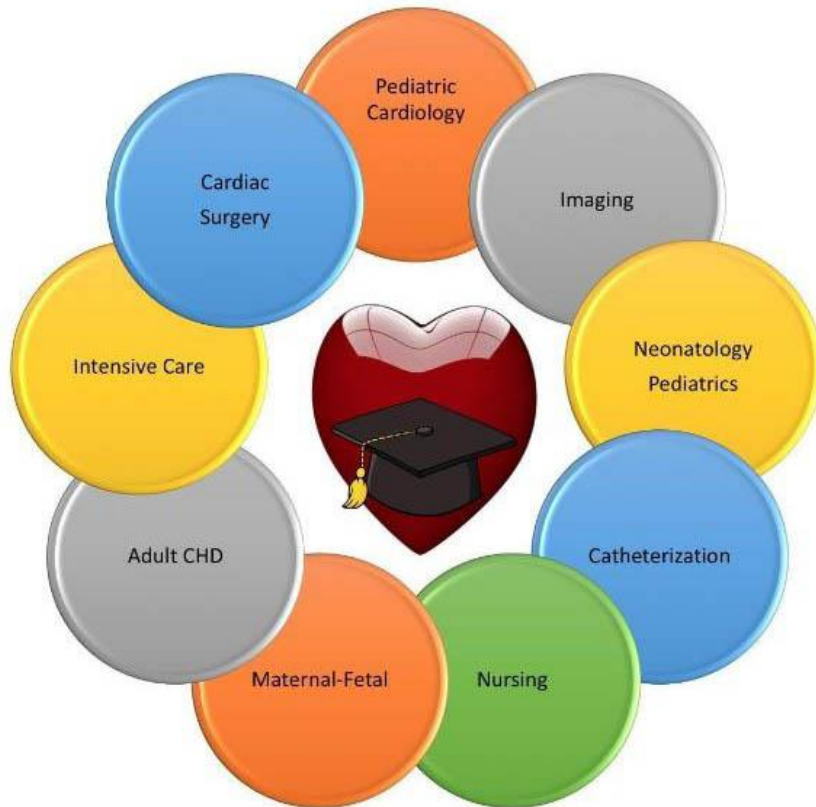
Children's National.

Dott. Sasha Agati

Centro Cardiologico Pediatrico del Mediterraneo
"Bambino Gesù"
Taormina - Italy



Bambino Gesù
OSPEDALE PEDIATRICO



Honorary President



Mariella Enoc, MD

"Bambino Gesù" Pediatric Hospital President



Special Thanks to Irma Capolupo, MD for Neonatology and Pediatrics Scientific Program

PRE-CONGRESS COURSES

Neonatal EKG

Functional echocardiography course for the neonatologist

ECMO Course

Fetal echocardiography in congenital heart disease

Pears pediatric advanced emergency assessment, recognition and stabilization

NEONATAL EKG

08:30 Course Presentation

09:00 Basic EKG: from the exam to evaluation

Francesco De Luca, MD

10:00 3-tables hands on EKG (2 minutes video) plus trainer electrocardiograph

Francesco De Luca, MD

10:30 Break

11:00 Tachy and bradycardia

Francesco De Luca, MD

Defibrillator - video

Adenosine - video

13:00 Lunch

14:00 - 16:00 Practice station

Table 1: EKG interpretation

Table 2: Defibrillator use

Francesco De Luca, MD

Table 3: Arrhythmia therapy: administration and prescription

16:00 Break

16:15 Final test

FUNCTIONAL ECHOCARDIOGRAPHY COURSE FOR THE NEONATOLOGIST

Study Group of Neonatal Cardiology - Italian Society of Neonatology

09:00 Welcome and Aims of the day

Irma Capolupo, MD

09:10 Neonatologist-Performed Echocardiography: European accreditation project

Simona La Placa, MD

09:30 Doppler in Obstetrics: Doppler velocimetry and the assessment of fetal well-being

Anita Romiti, MD

10:00 Physiology of transition from intrauterine to extrauterine life and delayed cord clamping

Stefano Fiocchi, MD

10:30 Neonatologist Performed Echocardiography in the assessment and management of neonatal shock.

Benjamim Ficial, MD

11:15 Coffee break

11:45 Neonatologist Performed Echocardiography in the assessment and management of a patent ductus arteriosus

Katia Rossi, MD

12:30 Neonatologist Performed Echocardiography in the assessment and management of persistent pulmonary hypertension of the newborn

Federico Schena, MD

13:15 Lunch

14:15 Doppler velocimetry and the assessment of organ perfusion

Rosa Maria Cerbo, MD

14:45 Hypoxic - Ischemic brain injury

Simona La Placa, MD

15:15 Cardiac tamponade, catheter placement and thrombosis

Sabrina Salvadori, MD

15:45 Advanced imaging in Neonatology

Iuri Corsini, MD

16:15 - Closing remarks

ECMO BASICS

Course Director: Matteo Di Nardo, MD (Rome)

Coordinator: Rosanna Zanai, MD (Taormina)

08:30 - 09:00 Physiology of gas-exchange during ECMO

Matteo Di Nardo, MD

09:15 - 09:45 Neonatal and pediatric indication to ECMO (Cardiac & Respiratory)

Rosanna Zanai, MD

10:00 - 10:30 Cannulation for neonatal and pediatric respiratory ECMO

Gianluigi Perri, MD

10:30 - 11:00 Coffee break

11:00 - 11:20 Management of Mechanical Ventilation during ECMO: my way.

Matteo Di Nardo, MD

11:30 - 11:50 Frequent complications during cardiac & respiratory ECMO: how to prevent and manage

Rosanna Zanai, MD



12:00 - 12:30 How do I manage anticoagulation in neonates and children: an easy approach

Matteo Di Nardo, MD

13:00 - 14:00 Lunch

14:00 - 18:00 Hand's on Problem solvings on: how to set the pump flow in VA & VV ECMO; which cannulas for VV and VA ECMO; how to manage unexpected hypoxia during VV ECMO; how to manage the harlequin syndrome in VA ECMO

Matteo Di Nardo, MD; Rosanna Zanai, MD; Gianluigi Perri, MD; Daniela Grasso, CCP; Giuseppe Ciccarello, CCP; Giuseppe Trischitta, RN; Davide Mori, RN



FETAL ECHOCARDIOGRAPHY IN CONGENITAL HEART DISEASE

09:00 - 09:20 SISTEMATIC APPROACH TO FETAL ECHOCARDIOGRAPHY

Massimo Scimone, MD

09:30 - 09:50 FETAL DIAGNOSIS: EPIDEMIOLOGIC AND CLINICAL IMPACT

Massimo Scimone, MD

10:00 - 10:20 FETAL DIAGNOSIS: PSYCHOLOGIC IMPACT

Silvia Bucci, MD

10:30 - 10:50 FETAL NEURODEVELOPMENT AND CHD

Luciano Pasquini, MD

11:00 - 11:30 COFFEE BREAK

11:30 - 11:50 FETAL ARRHYTHMIAS

Alfredo Di Pino, MD

12:00 - 12:20 BORDERLINE LEFT VENTRICLE

Alessandra Toscano, MD

12:30 - 12:50 FETAL AORTIC STENOSIS

Marco Campanale, MD

13:00 - 14:00 LUNCH

14:00 - 14:20 VASCULAR RING

Luciano Pasquini, MD

14:30 - 14:50 PULMONARY ATRESIA INTACT VENTRICULAR SEPTUM

Roberta Iacobelli, MD

15:00 - 15:20 TRANSPOSITION OF THE GREAT ARTERIES

Alessandra Toscano, MD

15:30 - 15:50 DELIVERY PROJECT @ "BAMBINO GESU' HOSPITAL"

Marco Campanale, MD

15:50 - 16:00 Discussion



PEARS PEDIATRIC ADVANCED EMERGENCY ASSESSMENT, RECOGNITION AND STABILIZATION

09:30-13:30

- Lesson 1** - Course presentation and Overview of Science
Riccardo Lubrano, MD - Raffaele Falsaperla, Md - Alessandro Arco, MD
- Lesson 2** - Overview of PEARS Systematic Approach
Francesco D'Aiuto, MD
- Lesson 3** - Initial Impression and Response Primary and Secondary evaluation
Alessandro Arco, MD - Viola Irene, MD
- Lesson 4** - Rescue Breathing, practice while watching Focus Group
Francesco D'Aiuto, MD
- Lesson 5** - Equipment for Management of Respiratory Emergencies and High Quality CPR Focus Group
Alessandro Arco, MD - Morabito Letteria, MD
- Lesson 6** - Airway and Breathing: primary evaluation and stratification of the respiratory emergencies
M. Concetta Vitaliti, MD
- Lesson 7** - Discussion: respiratory clinical cases Focus Group
All instructors
- Lesson 8** - Circulation, disability and Exposure: Primary Assessment and Identification of Shock Circulation, Disability and Exposure: shock identification
Riccardo Lubrano, MD
- Lesson 9** - Equipment for management of Circulation Emergencies
Francesco D'Aiuto, MD
- Lesson 10** - Discussion: shock clinical cases Focus Group
All instructors
- Lesson 11** - Effective Team Dynamics and End of work



23 MAY: PROGRAM AT A GLANCE

Thursday 23 May 2019				
	0730-0930	1000-1200	1315-1515	1545-1745
Mt. Etna 250	Transposition of the Great Arteries: Part 1	Transposition of the Great Arteries: Part 2	Featured Lectures in Congenital Cardiac Surgery	State of the Art: Assessing The Myocardium and Ventricular Function
Mt. Stromboli 100	Coronary Artery Abnormalities in Children and Young Adults	Management of Postoperative Low Cardiac Output Syndrome In the Neonate and Infant	Evaluation of Arrhythmias In Infants, Children and Teenagers	Knowledge Generation in Cardiac Critical Care and Cardiac Surgery
Orange 50	Basic and Translational Science in CHD	State of the Art: Fetal Cardiology	GUCH: What Of The Senning and Mustard Patients?	Challenging Cases for the Cardiac Surgery Professors
Lemon 50		Thrombi, Bleeding and New Strategies for Anticoagulation in the Operating Room and ICU	Nutrition in the Cardiac Neonate	Pulmonary Hypertension in the Neonate With and Without Cardiac Disease
Prickly Pear 50		Channelopathies and Familial Arrhythmias	Device Closure of Septal Defects	Syncope and Sudden Cardiac Death in Children and Young Adults

23 May: ETNA ROOM

07.30 - 09.30

Transposition of the Great Arteries: Part I

Moderators: *Luciano Pasquini, MD and Lorenzo Galletti, MD*

- 07:30 - 07:45 Morphology - *Robert H. Anderson, MD*
- 07:50 - 08:05 ICU Before Surgery - *Gil Wernovsky, MD*
- 08:10 - 08:25 The Gold Standard: Arterial Switch Operation in the Neonate - *Olivier Raisky, MD*
- 08:30 - 08:45 Bedside Preparation For an Arterial Switch Patient - *Stephen Trice, RN*
- 08:50 - 09:05 The Expected Course and ICU Care After An Arterial Switch Operation - *Gil Wernovsky, MD*
- 09:05 - 09:30 Panel Discussion

10.00 - 12.00

Transposition of the Great Arteries: Part 2

Moderators: *Antonio Amodeo, MD and Francesco De Luca, MD*

- 10:00 - 10:20 The Fate of the Neo-Aortic Root - *Roberto Formigari, MD*
- 10:25 - 10:45 Coronary Artery Evaluation and Perfusion MRI - *Aurelio Secinaro, MD*
- 10:50 - 11:10 Reoperations After the Arterial Switch - *Gaetano D. Gargiulo, MD*
- 11:15 - 11:35 Most Importantly, How are Adults with an Arterial Switch Doing? - *Philip Moons RN, PhD*
- 11:35 - 12:00 Panel Discussion

13.15 - 15.15

Featured Lectures in Congenital Cardiac Surgery

Moderators: *James Tweddell, MD and Gianluigi Perri, MD*

- 13:15 - 13:35 Very Early Neonatal Surgery Using Autologous Umbilical Cord Blood - *Ilyya Yemets, MD*
- 13:40 - 14:00 Fluid Dynamics in Complex Congenital Cardiac Surgery - *Antonio Amodeo, MD*
- 14:05 - 14:25 Hybrid Pediatric Cardiac Surgery - *Davide Calvaruso, MD*
- 14:30 - 14:55 How to Get a Manuscript Accepted to EACTS - *Tom R. Karl, MD*
- 15:00 - 15:20 Cardiac Stem Cell Treatment to the patients with HLHS and SV - *Shunji Sano, MD*

15.45 - 17.45

State of the Art: Assessing the Myocardium

Moderators: *Antonia Silvia, MD and Luciano Pasquini, MD*

- 15:45 - 16:05 Assessing Cardiac Output After Neonatal Surgery - *Roberta Iacobelli, MD*
- 16:10 - 16:30 MRI Diagnosis of Myocarditis - *Laura Olivieri, MD*
- 16:35 - 16:55 Evaluation of the Fetal Myocardium - *Lisa Hornberger, MD*
- 17:00 - 17:20 Left Ventricular Mass Indexing: *Marcello Chinali, MD*
- 17:25 - 17:45 Panel Discussion

23 May: STROMBOLI ROOM

07.30 - 09.30

Coronary Artery Abnormalities in Children

Moderators: *Maria Giulia Gagliardi, MD and Vincenzo Duca, MD*

- 07:30 - 08:00 ALCAPA: Diagnosis and Treatment - *Laura Olivieri MD and Tom Karl, MD*
- 08:05 - 08:35 Anomalous Aortic Origin of the Coronary Arteries: Diagnosis and Treatment - *Laura Olivieri MD and James Tweddell, MD*
- 08:40 - 09:00 Kawasaki Disease: Update for 2019 - *Andrea De Zorzi, MD*
- 09:00 - 09:30 Panel Discussion

10.00 - 12.00

Management of Low Cardiac Output Syndrome in the Neonate and Infant

Moderators: *Simone Reali, MD and Viviane Nasr, MD*

- 10:00 - 10:15 Validation of Non-Invasive Measurement of Cardiac Output - *Christopher Tirota, MD*
- 10:20 - 10:35 What is the Role of "Elective" Delayed Sternal Closure? - *James Tweddell, MD*
- 10:40 - 10:55 What is the Role of the Ventilator? - *Darren Klugman MD, MPH*
- 11:00 - 11:15 What is the Role of "Medical Management" - *Rosanna Zanai, MD*
- 11:20 - 11:35 What is the Role of an Intentional Right to Left Shunt? - *Shunji Sano, MD*
- 11:35 - 12:00 Panel Discussion

13.15 - 15.15

Evaluation of Arrhythmias in Neonates, Children and Teenagers

Moderators: *Giuseppe Calvagna, MD and Pietro Sciacca, MD*

- 13:15 - 13:35 Neonatal Arrhythmias: Which Ones are Concerning? - *Lilia Oreto, MD*
- 13:40 - 14:00 Ambulatory Monitoring: Holters, ILRs, Apple Watch - *Massimo Silvetti, MD*
- 14:05 - 14:25 My Approach to the Child with Asymptomatic WPW - *Alfredo Di Pino, MD*
- 14:30 - 14:55 Frequent PVCs in Healthy Children: When to Worry? - *Mitchell Cohen, MD*
- 15:00 - 15:20 EKG Screening My Opinion Moving Forward - *J. Philip Saul, MD*

15.45 - 17.45

Knowledge Generation in Cardiac Critical Care and Cardiac Surgery

Moderators: *Luca Di Chiara, MD and Christopher Tirota, MD*

- 15:45 - 16:05 The PRIMACORP Trial: 15 years later - *Gil Wernovsky, MD*
- 16:10 - 16:30 What Have Been the Most Important Findings in The SVR Trial? - *James Tweddell, MD*
- 16:35 - 16:55 Development of Perfusion Standards and a "Body of Knowledge" - *Molly Oldeen, CCP*
- 17:00 - 17:20 The Power of Databases and Collaboration - *Darren Klugman, MD, MPH*
- 17:20 - 17:45 Panel Discussion

23 May: ORANGE ROOM

07.30 - 09.30

Basic and Translational Science in Congenital Cardiac Disease

Moderators: *Andrea D. Praticò, MD and Maria Pia Calabrò, MD*

- 07:30 - 07:50 Microdeletion Related to CHD - *Sebastiano Bianca, MD*
- 07:55 - 08:15 Molecular Mechanism in CHD and Genetic Syndrome - *Anwar Baban, MD*
- 08:20 - 08:40 Genetics and Conotruncal Lesions - *Bruno Marino, MD*
- 08:45 - 09:05 Genetic Testing in Cardiomyopathy - *Shri Deshpande, MD*
- 09:05 - 09:30 Panel Discussion

10.00 - 12.00

State of the Art: Fetal Cardiology

Moderators: *Leonardo Caforio, MD and Alessandra Toscano, MD*

- 10:00 - 10:15 What in Utero and What After Birth - *Massimo Scimone, MD*
- 10:20 - 10:35 Evolution of Fetal Heart Function in Congenital Heart Disease - *Lisa Hornberger, MD*
- 10:40 - 10:55 Fetal Diagnosis of Complete Vascular Ring - *Luciano Pasquini, MD*
- 11:00 - 11:15 "Exit-to-ECMO": Indications, Techniques and Results - *Francis Fynn-Thompson, MD*
- 11:20 - 11:35 In-Utero Listing for Heart Transplantation: Fact or Fantasy? - *Shri Deshpande, MD*
- 11:35 - 12:00 Panel discussion

13.15 - 15.15

What of the Senning and Mustard Patients?

Moderators: *Salvatore Giannico, MD and Gianluca Brancaccio, MD*

- 13:15 - 13:35 Surgical Management - *Alessandro Giamberti, MD*
- 13:40 - 14:00 Exercise - *Margherita Ministeri, MD*
- 14:05 - 14:30 Quality of Life - *Philip Moons, PhD*
- 14:35 - 15:15 Panel Discussion

15.45 - 17.45

Challenging Cases for the Cardiac Surgery Professors

Moderators: *Tom Karl, MD and Salvatore Agati, MD*

Antonio Amodeo, MD
Francis Fynn-Thompson, MD
Gaetano Gargiulo, MD
Lorenzo Galletti, MD
Massimo Massetti, MD
Olivier Raisky, MD
Shunji Sano, MD
Illya Yemets, MD



23 May: LEMON ROOM

10.00 - 12.00

Thrombi, Bleeding and New Strategies for Anticoagulation in the Operating Room and ICU

Moderators: Molly Oldeen, CCP and Molly Dreher, CCP

- 10:00 - 10:15 How to Monitor Anticoagulation in the Cardiac ICU: From Veins to VADs - *Jason Patregnani, MD*
- 10:20 - 10:35 Thrombotic and Hemorrhagic Complications on MCS: Therapeutic Strategies - *Chiara Giorni, MD*
- 10:40 - 10:55 Alternative anticoagulation strategies for ECMO support in CHD surgery - *Giuseppe Isgrò, MD*
- 11:00 - 11:15 Monitoring anticoagulation during pediatric ECLS: clinical experience with ROTEM and antiXa - *Oliviero Fochi, MD*
- 11:20 - 11:35 A Prospective Trial of Human Fibrinogen Concentrate During Cardiac Surgery - *Christopher Tirota, MD*
- 11:35 - 12:00 Panel discussion

13.15 - 15.15

Nutrition in the Cardiac Neonate

Moderators: Giorgio Calabrese, MD and Claudio Romano, MD

- 13:15 - 13:35 What is the Best Nutrition for a Cardiac Neonate - *Giovanni Corsello, MD*
- 13:40 - 14:00 Learning from two twins so different but so similar - *Andrea Dotta, MD*
- 14:05 - 14:25 Necrotizing Enterocolitis: Risk Factors - *Irma Capolupo, MD*
- 14:30 - 14:50 Neonatal Parental Nutrition for Newborns with Congenital Cardiac Disease - *Mario Giuffrè, MD*
- 14:55 - 15:15 Nutrition in Adolescents with Congenital Cardiac Disease - *Cinzia Calabrese, MD*

15.45 - 17.45

Pulmonary Hypertension in the Neonate With and Without Cardiac Disease

Moderators: Vincenzo Di Benedetto, MD and Irma Capolupo, MD

- 15:45 - 16:05 Pulmonary Hypertension in Congenital Cardiac Disease - *Alessandra Toscano, MD*
- 16:10 - 16:30 Pulmonary Hypertension in Congenital Diaphragmatic Hernia - *Claudia Massolo, MD*
- 16:35 - 16:55 Pulmonary Hypertension: Medical Management - *Iuri Corsini, MD*
- 17:00 - 17:20 Management and Ventilatory Strategies in Pulmonary Hypertension - *Maria Luisa Ventura, MD*
- 17:25 - 17:45 Management of Pulmonary Vein Stenosis - *Viviane Nasr, MD*

23 May: PRICKLY PEAR ROOM

10.00 - 12.00

Channelopathies and Familial Arrhythmias - How To...

Moderators: *Valeria Calvi, MD and Ludovico Vasquez, MD*

- 10:00 - 10:20 Interpret Genetic Testing Results and Ignore the VUS? - *J. Philip Saul, MD*
- 10:25 - 10:45 Treat Pediatric Brugada? - *Mitchell Cohen, MD*
- 10:50 - 11:10 Manage Beta-Blocker Resistant CPVT? - *Massimo Silvetti, MD*
- 11:15 - 11:35 Manage Beta-Blocker Resistant LQT? - *Alfredo Di Pino, MD*
- 11:35 - 12:00 Panel Discussion

13.15 - 15.15

Device Closure of Septal Defects

Moderators: *Rita Calaciura, MD and Francesco De Luca, MD*

- 13:15 - 13:35 Interatrial Septal Defects in Adults: A Joint Venture - *Michele Saitta, MD*
- 13:40 - 14:00 Opening (not closing) an ASD with a Dedicated Device: The Rationale of the AFR device - *Nikolaus Haas, MD*
- 14:05 - 14:25 Criteria Necessary for Device Closure of a Ventricular Septal Defect: Morphologic Review - *Robert Anderson, MD*
- 15:00 - 15:20 Controversies in Percutaneous Closure of Septal Defects: Should I Stay or Should I Go? - *Roberto Formigari, MD*
- 15:00 - 15:20 Panel Discussion

15.45 - 17.45

Syncope and Sudden Cardiac Death in Children and Young Adults

Moderators: *J. Philip Saul, MD and Giovanni Licciardello, MD*

- 15:45 - 16:05 Red Flags that Worry Even an Electrophysiologist! - *Mitchell Cohen, MD*
- 16:10 - 16:30 EKG findings that Should Not Be Missed - *Lilia Oreto, MD*
- 16:35 - 16:55 ICDs and Cardiomyopathies: Are We Choosing the Right Patients? - *Massimo Silvetti, MD*
- 17:00 - 17:20 What is the Role of Imaging? - *Cristina Inserra, MD*
- 17:25 - 17:45 Panel Discussion



**MAY 22-26, 2019
ORTIGIA-SICILY**

OPENING CEREMONY



#CHC2019

**MAY 23th-7.00 PM
STUDIO AZZURRO**

Palazzo San Zosimo - Ortigia

An intimate hour of jazz standards, ballads and original music

LIVE CONCERT



Featuring members of the
BABY BLUE SOUND COLLECTIVE

"Home. Tonight. Forever." CD available on iTunes



24 MAY: PROGRAM AT A GLANCE

Friday 24 May 2019				
	0730-0930	1000-1200	1315-1515	1545-1745
Mt. Etna 250	State of the Art: Imaging Part 1	State of the Art : Heart Failure and Transplantation	Improving Operative and Post-Operative Outcomes Using Collaboration and Quality Improvement Strategies	Neurodevelopmental Outcomes in Children with CHD: Etiology and Strategies for Improvement
Mt. Stromboli 100	Different Perspectives on the Timing and Fenestration of the Fontan Procedure	Infection, Vaccines and Antibiotics in Children with Cardiac Disease	Management of the PDA in the Premature Neonate	Blalock-Taussig-Thomas Shunts: Problems and Solutions
Orange 50	Principles of Inpatient Cardiac Nursing (Part 1)	Principles of Inpatient Cardiac Nursing (Part 2)	State of the Art: Electrophysiology	Cardiopulmonary Bypass: An International Perspective
Lemon 50	Ethical Problems in Intensive Care	Invasive Monitoring	The Changing Landscape of Adults with CHD	

24 May: ETNA ROOM

07.30 - 09.30

State of the Art: Cardiac Imaging Part 1

Moderators: *Placido Romeo, MD and Marcello Chinali, MD*

- 07:30 - 07:50 Cardiac Function of the Preterm Infant - A Long-Term Problem? - *Lisa Hornberger, MD*
- 07:55 - 08:15 Understanding the Right Ventricle in Congenital Heart Disease - *Laura Olivieri, MD*
- 08:20 - 08:40 MRI-Augmented Exercise Testing - *Vivek Muthurangu, MD*
- 08:45 - 09:05 4D Flow MRI in Congenital Heart Disease - *Francesca Raimondi, MD*
- 09:10 - 09:30 Catheter, MRI and CT Imaging in Newborns with Pulmonary Atresia with Ventricular Septal Defect and Aortopulmonary Collaterals: Quantifying the Risks of Radiation Dose and Anesthetic Time - *David Lloyd, MD*

10.00 - 12.00

State of the Art: Heart Failure and Transplantation

Moderators: *Francesco Parisi, MD and Massimo Massetti, MD*

- 10:00 - 10:15 Epidemiology and New Medical Strategies - *Daniela Poli, MD*
- 10:20 - 10:35 Destination Therapy in Duchenne Patients: When and Why - *Rachele Adorisio, MD*
- 10:40 - 10:55 ABO Incompatible Organs and Other New Surgical Strategies - *Antonio Amodeo, MD*
- 11:00 - 11:15 Novel Method for ABO Incompatible Heart Transplantation - *Alex Robertson, CCP*
- 11:20 - 11:40 Mechanical Circulatory Support as a Bridge to Transplantation - *Francis Fynn-Thompson, MD*
- 11:45 - 12:00 Immediate Post-Transplant Management - *Shri Deshpande, MD*

13.15 - 15.15

Cardiac Surgery and Perioperative Care: Improving Outcomes Utilizing Collaboration and Quality Improvement Techniques

Moderators: *Fiore Salvatore Iorio, MD; Rosanna Zanai, MD and Epifanio Mondello, PhD*

- 13:15 - 13:35 NPC-QIC An Overview and a Surgical Initiative: Distributing Surgical Plans to the Rest of the Team - *James Tweddell, MD*
- 13:40 - 14:00 Improving Handovers from the OR to the ICU with a Standardized Approach - *Viviane Nasr, MD*
- 14:05 - 14:25 Reducing the Frequency of Cardiac Arrest Following High Risk Congenital Cardiac Surgery - *Darren Klugman, MD, MPH*
- 14:30 - 14:50 The Importance of a Laryngo-Tracheal Team in Complex Cases - *Sergio Bottero, MD*
- 14:50 - 15:15 Collaboration in Research Trials: Challenges and Successes. Randomized Trial of Milrinone vs Nesiritide in the Fontan Population - *Joshua Salvin, MD, MPH*

15.45 - 17.45

Neurodevelopmental Outcomes in Children with CHD: Etiology and Strategies for Improvement

Moderators: *Annabella Braguglia, MD and Rosa Maria Cerbo, MD*

- 15:45 - 16:00 Etiology of Neurodevelopmental Outcome in CHD - *Raffaele Falsaperla, MD*
- 16:00 - 16:25 Eliminating Brain Injury and Promoting Neurogenesis in the Intensive Care Unit - *Melissa Jones MSN & Gil Wernovsky, MD*
- 16:30 - 16:45 Brain monitoring in CHD Infants in the NICU - *Paola Giliberti, MD*
- 16:50 - 17:05 Brain Insults and Lesions Related to CHD - *Luca Ramenghi, MD & Alessandro Parodi, MD*
- 17:10 - 17:25 Appropriate Follow up in Newborns with CHD - *Francesca Campi, MD*
- 17:25 - 17:45 Panel Discussion

24 May: STROMBOLI ROOM

07.30 - 09.30

Different Perspectives on the Timing and Fenestration of the Fontan Procedure

Moderators: Joshua Salvin, MD, MPH and Illya Yemets, MD

Debate: The “Fenestrated Fontan Operation”

07:30 - 07:45 Surgical Perspective: Fenestration Should Be Used Very Selectively - Tom Karl, MD

07:50 - 08:05 ICU Perspective: A Fenestration in the Fontan Operation is Beneficial in Nearly Every Patient - Gil Wernovsky, MD

08:05 - 08:30 Open Discussion

Timing of the Fontan Operation

08:30 - 08:45 Timing: Surgical Perspective - Tom Karl, MD

08:50 - 09:05 Timing: Medical Perspective - Andrea de Zorzi, MD

09:05 - 09:30 Open Discussion

10.00 - 12.00

Infection, Vaccines and Antibiotics in Children With Cardiac Disease

Moderators: Ignazio Barberi, MD and Giuseppe Biondo, MD

10:00 - 10:15 Vaccines in children with CHD - Alberto Villani, MD

10:20 - 10:35 Role of Palivizumab in CHD - Pasqua Maria Betta, MD

10:40 - 10:55 Cardiac Involvement in Neonatal Infections - Lidia Decembrino, MD

11:00 - 11:15 Invasive Infections in the Newborn: Epidemiology and Antimicrobial Stewardship - Maria Paola Ronchetti, MD

11:20 - 11:40 Rheumatic disease: What the Pediatrician Needs to Know - Agata Vitale, MD

11:45 - 12:00 Psychological Sequelae After Infective Endocarditis - Philip Moons, PhD

13.15 - 15.15

Management of the Patent Arterial Duct in the Premature Neonate

Moderators: Caterina Cacace, MD and Marcello Vitaliti, MD

13:15 - 13:30 Making the Diagnosis - Federico Schena, MD

13:35 - 13:50 Fluid Balance - Simona La Placa, MD

13:55 - 14:10 Short and Long-Term Complications of Surgical Ligation in the Premature Neonate - Katia Rossi, MD

14:15 - 14:30 Medical Management - Daniela Doni, MD

14:35 - 14:50 Is There a Role for NIRS Monitoring in Critical Newborns with a PDA? - Rosa Maria Cerbo, MD

14:55 - 15:15 Catheter-Based Approach to the Premature Infant with a Patent Arterial Duct - Evan Zahn, MD

15.45 - 17.45

Blalock-Taussig-Thomas Shunts: Problems and Solutions

Moderators: Alessandro Giamberti, MD and Nikolaus Haas, MD

15:45 - 16:05 Prophylactic Anti-platelet Therapy Prior to Surgery - Jason Patregnani, MD

16:10 - 16:30 Multi-Modality imaging of Shunts and Pulmonary Arteries - Laura Olivieri, MD

16:35 - 16:55 Treatment of Shunt Thrombosis in the Cath Lab - Evan Zahn MD

17:00 - 17:20 Current Techniques to Minimize Complications and Maximize Hemodynamics - Francis Fynn-Thompson, MD

17:20 - 17:45 Panel Discussion

24 May: ORANGE ROOM

07.30 - 09.30

Principles of Inpatient Cardiac Nursing Part I

Moderators: Anna Portanova, RN and Melissa Jones, RN, MSN

- 07:30 - 07:50 Overview of Invasive and non-Invasive Hemodynamic Monitoring - *Annette Imprescia, RN, CCRN*
- 07:55 - 08:15 Vasoactive Management in the Intensive Care Unit - *Stephen Trice, RN*
- 08:20 - 08:40 Cardiopulmonary Interactions - *Melissa Jones, RN, MSN*
- 08:45 - 09:05 Interpretation of Arterial Blood Gases - *Stephen Trice, RN*
- 09:10 - 09:30 Bedside Pews in pediatric cardiology - *Orsola Gawronski, RN*

10.00 - 12.00

Principles of Inpatient Cardiac Nursing Part 2

Moderators: Stephen Trice, RN and Giulia Manganello, RN

- 10:00 - 10:20 Implications of Parental Stress - What Can We Do About It? - *Carla Fosco, RN*
- 10:25 - 10:45 Newborn Individualized Developmental Care and Assessment Program (NIDCAP) - *Anna Portanova, RN*
- 10:50 - 11:10 Implementation of Individualized Family-Centered Developmental Care in a Cardiac ICU - *Melissa Jones, MSN*
- 11:10 - 12:00 Case Studies and Simulation: Supporting Families and Communicating Effectively Within the Team - *Carla Fosco, RN*

13.15 - 15.15

State of the Art: Electrophysiology

Moderators: Mitchell Cohen, MD and Michele Gulizia, MD

- 13:15 - 13:35 Alternative Pacing Sites to Preserve Ventricular Function in Children - *Massimo Silvetti, MD*
- 13:40 - 14:00 Zero Fluoro: When to Use and When to Not Use - *Alfredo Di Pino, MD*
- 14:05 - 14:25 ACHD Arrhythmias: No Longer Child's Play - *J. Philip Saul, MD*
- 14:30 - 14:50 Cardiac Resynchronization: Hope or Hype? - *Mitchell Cohen, MD*
- 14:50 - 15:15 Panel Discussion

15.45 - 17.45

Cardiopulmonary Bypass in the Neonate: An International Perspective and Panel Discussion

Moderator: Tom Karl, MD

- Chicago USA - *Molly Oldeen, CCP*
- Cincinnati, USA - *James Tweddell, MD*
- Japan - *Shunji Sano, MD*
- London, UK - *Alex Robertson, CCP*
- Kyiv, Ukraine - *Illya Yemets, MD*
- Paris, France - *Christian Mirabile, MD*
- Philadelphia, USA - *Molly Dreher, CCP*
- Taormina, Sicily - *Salvatore Agati, MD*



24 May: LEMON ROOM

07.30 - 09.30

Ethical Problems in Intensive Care

Moderators: *Pietro Bagolan, MD and Massimo Tirantello, MD*

- 07:30 - 07:50 Informed Consent in the Intensive Care Unit - *Caterina Offidani, MD*
- 07:55 - 08:15 Palliative Care - *Don Luigi Zuccaro, MD*
- 08:20 - 08:40 From Intensive to Palliative care: the Time of Decision - *Maurizio Faggioni, MD*
- 08:45 - 09:05 Right to Health and Quality of Life - *Giulia Amerio, MD*
- 09:10 - 09:30 Panel Discussion

10.00 - 12.00

Invasive Monitoring

Moderators: *Fiammetta Piersigilli, MD; Zaccaria Ricci, MD and Ivana Campanella, MD*

- 10:00 - 10:20 How Do I Decide What Catheters to Place in the Operating Room? - *Illya Yemets, MD*
- 10:25 - 10:45 Complications of Intracardiac Catheters - *Davide Calvaruso, MD*
- 10:50 - 11:10 Reducing The Frequency of Central Line Associated Blood Stream Infections - *Darren Klugman, MD, MPH*
- 11:10 - 11:30 Epicardial Monitoring: On the Horizon? - *Joshua Salvin, MD, MPH*
- 11:35 - 12:00 Panel discussion

13.15 - 15.15

The Changing Landscape of Adults with Congenital Heart Disease

Moderators: *Antonio Amodeo, MD; Giuseppe Cinnirella, MD and Carlo Bassano, MD*

- 13:15 - 13:35 Where Who and How Should ACHD Patients Be Managed? A European Approach - *Massimo Chessa, MD*
- 13:40 - 14:00 The "Stepstone" Project: How to Optimally Transition Adolescents to ACHD Care - *Philip Moons, PhD*
- 14:05 - 14:25 A Dedicated Clinical Pathway: Integrated Approach for Adult and Pediatric Unit - *Gianluigi Perri, MD*
- 14:30 - 14:50 Role of the Interventional Cardiologist - *Maria Giulia Gagliardi, MD*
- 14:50 - 15:15 Panel Discussion

24 May: LEMON ROOM

Oral Presentation - Nursing

15.30

Oral Presentation - Nursing

Moderators: Sabrina Egman, Orsola Gawronski

Cast : un ospite fastidioso. L'approccio infermieristico nella cura della Bronchite plastica

Monica Scarici, Lorenza Larossa, Silvana Sanzari. DMCCP, IRCSS Ospedale Pediatrico Bambino Gesù

Piano di cura del paziente pediatrico affetto da cardiopatia congenita con chilo-pericardio secondario

Sofia Testa, Micol Scacchi, Vanessa Santoro, Gianna Scarselletta, Fabiola Morico, Federico Orlandi, Cristina Calandrella, Dott.ssa Monica Pelegrini, Dott. Gianluca Brancaccio, Cardiologia ed Aritmologia Pediatrica D.M.C.C.P.

Infant Jarvik 2015: il primo impianto su una bambina di 3 anni

Di Vetta Iacopo; Novelli Mirko. DMCCP, IRCSS Ospedale Pediatrico Bambino Gesù

Scale di allerta precoce per il riconoscimento del deterioramento clinico del paziente pediatrico cardiopatico: revisione della letteratura

Biagia Accinni, Orsola Gawronski, Cristina Calandrella, Francesca Bove. DMCCP, IRCSS Ospedale Pediatrico Bambino Gesù

The Nurse Care Handbook "Congenital Heart Disease"

Angelo Lillo. Ospedale Sant'Orsola-Malpighi, Bologna

Valutazione dell'efficacia di un intervento educativo sulle risposte emotive all'induzione dell'anestesia generale nei bambini sottoposti a procedure di emodinamica

Enrico Gambirasi, Eliana Zarlenga, Marco Roberti. DMCCP, IRCSS Ospedale Pediatrico Bambino Gesù

La formazione dello strumentista: Case report della tecnica di Ozaki

M.M.Camposeo, P.Toni. DMCCP, IRCSS Ospedale Pediatrico Bambino Gesù

Sindrome d'astinenza da analgo-sedazione: stato dell'arte e obiettivi futuri

Corezzola Marilena, Degani Elisa e Mele Daniela. USD Anestesia e Terapia Intensiva in Chirurgia Cardiaca e Toracica Azienda Ospedaliera Universitaria Integrata - Verona

Ruolo team infermieristico multidisciplinare durante la procedura ibrida in un laboratorio di emodinamica in un centro di cardiocirurgia pediatrica

Mario Gentile. Emodinamica e comparto operatorio, CCPM- Ospedale Pediatrico Bambino Gesù


Nuove frontiere di cura dello scompenso cardiaco in età pediatrica: l'impianto dell'Heartmate III. Case report

Micol Scacchi, Gianna Scarselletta, Sofia Testa, Federico Orlandi. DMCCP, IRCSS Ospedale Pediatrico Bambino Gesù

Ritmi cardiaci nel bambino: impariamo a riconoscerli

Sabrina Egman, Orsola Gawronski. IRCSS Ospedale Pediatrico Bambino Gesù

25 MAY: PROGRAM AT A GLANCE

Saturday 25 May 2019				
	0745-0945	1015-1200	1300-1445	1500-1600
Mt. Etna 250	Tetralogy of Fallot: Early Management and Late Results	Functionally Univentricular Heart: New Concepts and Practices in the Fetus, Infant and Child	Functionally Univentricular Heart: Beyond Childhood	Featured Lectures in Pediatric Cardiology And Cardiac Surgery
Mt. Stromboli 100	Cardiopulmonary Interactions and Inotropic Support in the Neonate and Infant With and Without Cardiac Disease	State of the Art: Imaging Part 2	State of the Art: Aortic Valve Surgery	 <p>Early Adjourn Evening Program: Greek Theater</p>
Orange 50	Echocardiography After Congenital Cardiac Surgery: Important Principles and Techniques	Cardiac and Non-Cardiac Manifestations of Genetic Syndromes Associated with Congenital Cardiac Disease	ICU Care, Catheter and Surgical Interventions While on ECMO	
Lemon 50	New Challenges and Solutions in Cardiac Critical Care	Bleeding and Blood Conservation Strategies	Genetics, Environment and New Insights In Cardiac Development	

25 May: ETNA ROOM

07.45 - 09.45

Tetralogy of Fallot - Early Management and Late Results

Moderators: *Andrea De Zorzi, MD and Evan Zahn, MD*

- 07:45 - 08:00 Morphology - *Robert Anderson, MD*
08:05 - 08:20 In 5 Minutes, I Am Going to Convince You How to Treat The Symptomatic Neonate By:
 Placing a Shunt - *Sergio Filippelli, MD*
 Placing a Stent - *Nikolaus Haas, MD*
 Performing a Complete Repair - *Francis Fynn-Thompson, MD*
08:25 - 08:40 Surgical Management in the Asymptomatic Infant - *Lorenzo Galletti, MD*
08:45 - 09:00 Surveillance for Arrhythmia: How and How Frequently? - *Mitchell Cohen, MD*
09:05 - 09:20 When Should the Pulmonary Valve be Replaced? - *Maria Giulia Gagliardi, MD*
09:25 - 09:45 So, What Have We Learned After 70 Years of Surgical Management? - *Tom Karl, MD*

10.15 - 12.15

Functionally Univentricular Heart: New Concepts and Practices in the Fetus, Infant and Child

Moderators: *Shunji Sano, MD and Salvatore Agati, MD*

- 10:15 - 10:35 A Brief Review of Anatomic Subtypes - *Robert Anderson, MD*
10:40 - 11:00 How Do I Council Families with a Prenatal Diagnosis of Hypoplastic Left Heart?
 Lisa Hornberger, MD
 Luciano Pasquini, MD
11:05 - 11:25 Rethinking "Single Ventricle Physiology" and Perioperative Care - *Gil Wernovsky, MD*
11:30 - 11:50 Rethinking "One Size Fits All" Surgical Decision Making - *Fiore Salvatore Iorio, MD*
11:50 - 12:15 Where Do We Stand with the "Hybrid Approach" in 2019? - *Evan Zahn, MD*

13.30 - 15.30

Functionally Univentricular Heart: Beyond Childhood

Moderators: *Gil Wernovsky, MD and Salvatore Agati MD*

- 13:30 - 13:50 MRI Assessment of the Fontan Patients: All That's Needed? - *Andrew Taylor, MD*
13:55 - 14:15 Electrophysiologic Consequences, and Their Effect on Quality of Life - *J. Philip Saul, MD*
14:20 - 14:40 Physical Activity and Quality of Life - *Philip Moons, MD*
14:45 - 15:05 "Stage 4": Transplantation After Fontan - *Shri Deshpandi, MD*
15:05 - 15:30 Panel discussion

25 May: ETNA ROOM

Oral Presentation - Cardiac surgery/ICU

Ore 15.30

Oral Presentation - Cardiac surgery/ICU

Moderators: Simone Reali, Gianluigi Perri

Role of specialized centre and teamwork in the diagnosis of Marfan Syndrome and prevention of acute aortic dissection

*C. Pisano, F. Bertoldo, P. Nardi, C. Bassano, M. Chiocchi, C. Donzelli, G. Laganà, L. Baghermajad Salehi, F.C. Sangiuolo, P. Bollero, F. De Maio, R. Mancino, A. De Stefano, P. Cozza, , G. Novelli, G. Ruvolo
Tor Vergata University, Rome*

Fate of pulmonary arteries after arterial switch operation

*A. Spitaleri, D. Calvaruso, F. S. Iorio, I. Campanella, G. Ferro, R. Zanai, G. Nicita, N. Grasso, A. deZorzi, M. Saitta, S. Reali, S. Agati
"Centro Cardiologico Pediatrico del Mediterraneo" - Bambino Gesù - San Vincenzo Hospital - Taormina - Italy.*

Use of ventricular assist device in a pediatric population of a French University Hospital

*N. Bouhamri, C. Mirabile, O. Raïsky
CHU Necker Enfants Malades APHP, Paris, France*

On-pump beating heart ASD closure as the first choice for ASD secundum closure: Early Experience & Outcome

*Thomas F¹, AY Khamis¹, Basheer A Kareem¹ A Salleh¹ Sothee K¹
¹ Cardiothoracic Department, Hospital Pulau Pinang, Malaysia*

Implementation of a Pediatric Cardiovascular Surgery Program in a Developing Nation: 1,000 Consecutive Cases Experience

*Juan León Wyss, MD, Janet Toribio, MD, Cesar Herrera, MD
CEDIMAT Centro Cardiovascular, Dominican Republic*

A new extracardiac conduit in Fontan procedure: the first cases of expandable vascular graft implantation

*Carro O C, Giamberti A. *, Uricchio N. **, Balabushka W., Marianeschi SM.
Asst Ospedale Niguarda Milano, * Irccs policlinico San Donato Milano, ** Asst Ospedale papa Giovanni XXIII Bergamo*

Postoperative complications in a pediatric cardiac surgery program with limited systemic resources

*I V Polivenok^{1,2}, O V Pyetkov³, M Cardarelli².
¹Zaitcev V.T. Institute of General and Urgent Surgery, Kharkiv, Ukraine; ²William Novick Global Cardiac Alliance, Memphis, TN, USA; ³ Kharkiv Medical Academy of Postgraduate Education, Kharkiv, Ukraine.*

25 May: ETNA ROOM

Oral Presentation - Cardiac surgery/ICU

ADAMTS13 Levels are Associated with Post-operative Bleeding in All Children Undergoing Repair of Congenital Heart Disease

Bonnie Brooks, MD¹, Pranava Sinha, MD¹, Steven J Staffa, MS², Ricardo Munoz, MD¹, Jason Patregnani, MD¹

¹Children's National Health System, The George Washington University, Washington, DC; ²Boston Children's Hospital, Harvard University, Boston, MA.

ECMO in postcardiotomy pediatric patients: San Donato experience

Varrica A, Quarti A, Cotza M, Lo Rito M, Caldaroni F, Carboni G, Reali M, V. D'Oria, Isgro G, Satriano A, Ranucci M, Giamberti A

Department of Congenital Cardiac Surgery, IRCCS Policlinico San Donato, San Donato, Milanese, Italy.

Bivalirudin administration in pediatric ventricular assist devices

C Giorni, MD¹, A Rizza, MD¹, I Favia, MD¹, S Benegni, MD¹, E Marinari, MD¹, F G Iodice, MD¹, C Garisto, MD¹, R Haiberger, MD¹, V Raggi, MD¹, C Iacoella MD¹, C Varano, MD¹, G Testa, MD¹, V Lisignoli, MD¹, S Morelli, MD¹, V Vitale, MD¹, L Vallesi, MD², D Selvaggio, MD³, A Amodeo, MD⁴, L Di Chiara, MD¹, Z Ricci, MD¹.

¹ Pediatric Cardiac Intensive Care Unit, Department of Cardiology and Cardiac Surgery, Bambino Gesù Children's Hospital, IRCCS, Rome, Italy; ² Pharmacy, Bambino Gesù Children's Hospital, IRCCS, Rome, Italy; ³ VAD Coordinator, Department of Cardiology and Cardiac Surgery, Bambino Gesù Children's Hospital, IRCCS, Rome, Italy; ⁴ MCS unit, Department of Cardiology and Cardiac Surgery, Bambino Gesù Children's Hospital, IRCCS, Rome, Italy.

Lower baseline Anti-thrombin III is associated with lower heparin concentration during neonatal cardiopulmonary bypass

M. Bojan, A. Thepaut, I. Ion, C. Mirabile, V. Louvain Quintard

Hopital Marie Lannelongue, Departement of Anesthesia and Perfusion, Biochemistry Departement, Le Plessis Robinson, France.

Prognostic Value of a New Lung Ultrasound Score to Predict ICU Stay in Pediatric Cardiac Surgery: Comparison with Conventional Risk Factors

M Cantinotti, MD^{1,2}, P Marchese MD^{1,5}, M Scalese PhD², R Giordano, MD³, E Remoli MD¹, E Franchi MD¹, C Viacava MD¹, A Clemente MD¹, S Molinaro PhD², G Santoro M.D.¹, Mn Koestenberger MD⁴, S Kuty MD, PHD⁵, L Gargani MD², L Ait-Ali MD²

¹Fondazione CNR-Regione Toscana G. Monasterio (FTGM), Massa, Pisa, Italy; ²Institute of Clinical Physiology (IFC), National Research Institute (CNR), Pisa, Italy; ³Adult and Pediatric Cardiac Surgery, University of Naples Federico II, Naples, Italy; ⁴Division of Pediatric Cardiology, Department of Pediatrics, Medical University Graz, Austria; ⁵Department of Pediatrics, A.O.U. Pisana, Ospedale S. Chiara, Pisa, Italy.

More than 10 years, Single Centre Experience with Norwood stage I Procedure

N Uricchio MD¹; F Seddio MD¹; S Marcora MD²; C Marrone MD²; L Preda MD²; M Ciuffreda MD²; P Ferrero MD²; M Papa MD²; Y Sadou MD²; G Di Dedda MD³, L Galletti MD¹

¹Paediatric Cardiac Surgery Unit at Papa Giovanni XXX III Hospital, Bergamo, Italy; ²Paediatric Cardiology Unit at Papa Giovanni XXX III Hospital, Bergamo, Italy;

³Paediatric Cardiac Anaesthesia Unit at Papa Giovanni XXX III Hospital, Bergamo, Italy.

25 May: STROMBOLI ROOM

07.45 - 09.45

Cardiopulmonary Interactions and Inotropic support in the Neonate with a Structurally Normal and Abnormal Heart

Moderators: *Eloisa Gitto, MD and Isabella Mondello, MD*

- 07:45 - 08:05 Interaction Between the Heart and Lungs - *Paola Cogo, MD*
- 08:10 - 08:30 Ventilation Management in Critical Care - *Gianni Vento, MD*
- 08:35 - 08:55 Hypotension in the Neonate - *Benjamim Ficial, MD*
- 09:00 - 09:20 Drug Management in Heart Failure - *Savina Mannarino, MD*
- 09:20 - 09:45 Panel Discussion

10.15 - 12.15

State of the Art: Imaging Part 2

Moderators: *Laura Olivieri, MD and Placido Romeo, MD*

- 10:15 - 10:35 Fetal MRI - Unnecessary Technology or Clinical Reality - *David Lloyd, MD*
- 10:40 - 11:00 CT Imaging in Less Than A Second: Changing Cardiac Imaging In Infants - *Aurelio Secinaro, MD*
- 11:05 - 11:25 3D Printing: Obtaining Data Sets and Clinical Utility - *Andrew Taylor, MD*
- 11:30 - 11:50 Machine Learning in Cardiac MRI: How Will It Shape the Future? - *Vivek Muthurangu MD*
- 11:55 - 12:15 Panel Discussion

13.30 - 15.30

State of the Art: Aortic Valve Surgery

Moderator *Antonio Amodeo, MD, Gianluigi Perri, MD*

- 13:30 - 13:50 A Young Man with Aortic Valve Disease and Small Annulus: Clinical Case and Indication - *Francesca Graziani, MD*
- 13:50 - 14:10 Ross Operation - *Lorenzo Galletti, MD*
- 14:10 - 14:30 Modified Konno Procedure - *Olivier Raisky, MD*
- 14:30 - 14:50 Twelve Year experience of Aortic Valve Reconstruction Using Autologus Pericardium (OZAKI procedure) - *Shunji Sano, MD*
- 14:50 - 15:10 Minimally Invasive Aortic Valve Replacement - *Piorgiorgio Bruno, MD*
- 15:10 - 15:30 Panel Discussion - *Massimo Massetti, Carlo Bassano, Alessandro Giamberti*



Bambino Gesù
OSPEDALE PEDIATRICO

Winners Ceremony

CAMPUS YOUNG INVESTIGATOR AWARDS



Scientific Committee:
 Maria Pia Calabrò, PhD;
 Giovanni Corsello, PhD;
 Martino Ruggeri, PhD;
 Carmelo Salpietro, PhD;
 Eloisa Gitto, PhD;
 Fiore Salvatore Iorio, PhD;
 Massimo Massetti, PhD;
 Mario Giuffrè, PhD;
 Marinella Astuto, PhD.

«Prof. Liborio Giuffrè» Award

«Prof. Filippo De Luca» Award

Stromboli Room - Saturday 25 May, start 1 pm

Gemelli



Fondazione Policlinico Universitario Agostino Gemelli IRCCS
Università Cattolica del Sacro Cuore



I.R.C.C.S.
POLICLINICO
SAN DONATO

25 May: STROMBOLI ROOM

Oral Presentation - Pediatric Cardiology

15.30

Oral Presentation - Pediatric Cardiology

Moderators: Andrea DeZorzi, Rita Calaciura

Increased Intensity of Physical Activity during Sport Participation Associated with Fewer Anxiety Symptoms

Jong Mi Ko, MA, Kamila S. White, PhD, Adrienne H. Kovacs, PhD, Kristen M. Tecson, PhD, Junko Enomoto, PhD, Philip Moons, PhD, Ari M. Cedars, MD on behalf of the APPROACH-IS consortium and International Society for Adult Congenital Heart Disease.

Long-term effects of high dose of carvedilol on dilated cardiomyopathy in children

¹Adorisio, R., ²D'Amaro D., ¹Cantarutti N., ¹Cicenia M., ¹D'Amico A., ¹Baban A., ¹Bertini E., ¹Catteruccia M., ^{1,2}Perri G., ¹Filippelli S., ¹Drago F., ¹Amodeo A.

¹Department of Pediatric Cardiology and Cardiac Surgery, Bambino Gesù Children's Hospital and Research Institute, Rome, Italy;² Fondazione Policlinico Universitario A. Gemelli, IRCCS, Università Cattolica del Sacro Cuore, Rome, Italy.

Pericarditis in children: a multicentric retrospective study

Emanuele Filice, Marianna Fabi, Anna Balducci, Ilaria Frabboni, Elias Romano, Emanuela Angeli, Andrea Donti, Gaetano Gargiulo and Marcello Lanari

¹ U.O. Pediatria d'Urgenza, Pronto Soccorso Pediatrico e Osservazione Breve Intensiva - Lanari, Policlinico Universitario Sant'Orsola-Malpighi, Bologna;² U.O. Cardiologia Pediatrica e dell'Età Evolutiva - Donti f.f., Policlinico Universitario Sant'Orsola-Malpighi, Bologna³ U.O. Cardiocirurgia Pediatrica e dell'Età Evolutiva - Gargiulo, Policlinico Universitario Sant'Orsola-Malpighi, Bologna.

Palatal morphology, obstructive sleep apnea and aortic root and arch dilatation in Marfan's Syndrome growing subjects

Calogera Pisano, Giuseppina Laganà, Nicolo' Venza, Carlo Bassano, Fabio Bertoldo, Concettina Donzelli, Paolo Nardi, Paola Cozza, Giovanni Ruvolo
Cardiac Surgery Unit, University of Tor Vergata, Rome.

Brugada Syndrome in a paediatric population: correlation between symptoms at presentation and clinical, genetic and electrocardiographic features

E. Gribaudo, F. Gabbarini, N. Cerrato, F. Fumero, D. Giacchino, L. Bergamasco, G. Agnoletti, F. Gaita, C. Giustetto.

Hospital Molinette of the University Hospital S. Giovanni Battista/City University Hosp of Health an, Turin, Italy.

Left-ventricular assist device as a destination therapy in Duchenne cardiomyopathy: are we ready to change the natural history?

¹Adorisio, R., ²D'Amaro D., ¹Cantarutti N., ¹Cicenia M., ¹D'Amico A., ¹Baban A., ¹Bertini E., ¹Catteruccia M., ^{1,2}Perri G., ¹Filippelli S., ¹Drago F., ¹Amodeo A.

¹Department of Pediatric Cardiology and Cardiac Surgery, Bambino Gesù Children's Hospital and Research Institute, Rome, Italy;² Fondazione Policlinico Universitario A. Gemelli, IRCCS, Università Cattolica del Sacro Cuore, Rome, Italy.

25 May: STROMBOLI ROOM

Oral Presentation - Pediatric Cardiology

“Pediatric mechanical circulatory support: a single center 12- year experience with Berlin Heart”

A Dolcino 1 | Nefzi1, V Lopez1, C Barbanti1

1University Hospital Necker Enfants-Malades, Anesthesia and Critical Care Medicine Department. Pediatric Cardiac Anesthesia-CICU and Perfusion Unit. Referral Center for Congenital Heart Diseases, Paris, France.

Maternal cardiac and obstetric outcomes in pregnant GUCH patients: a single tertiary referral center experience

Lillo Rosa¹, Narducci Maria Lucia¹, Panaioli Elena¹, Delogu Angelica Bibiana², Rocco Erica¹, Milazzo Alessandra¹, Grandinetti Maria^{1,3}, Perri Gianluigi^{1,3}, De Carolis Sara⁴, Salvi Silvia⁴, Del Sordo Gelsomina⁴, Antonio Lanzone⁴, Lisignoli Veronica⁵, Antonio Amodeo³, Massetti Massimo¹, Graziani Francesca¹.

¹Department of Cardiovascular and Thoracic Sciences, Fondazione Policlinico Universitario A. Gemelli IRCCS, Catholic University, Rome, Italy ² Department of Pediatrics, Pediatric Cardiology Unit, Catholic University of the Sacred Heart, Rome, Italy, ³ Department of Pediatric Cardiology and Cardiac Surgery, Mechanical Assist Device Unit, Bambino Gesù Hospital & Research Institute IRCSS, Rome, Italy ;⁴ Department of Obstetrics, Gynaecology and Pediatrics, Fondazione Policlinico Gemelli IRCCS, Catholic University, Rome, Italy ;⁵ Department of Pediatric Cardiology Bambino Gesù Hospital & Research Institute IRCSS, Rome, Italy.

Myocarditis in children: 9 years single Center Experience

Daniela Poli, MD; Rita Calaciura, MD; Antonio Spitaleri, MD; Andrea deZorzi, MD; Salvatore Agati, MD.

Centro Cardiologico Pediatrico del Mediterraneo” - Bambino Gesù - San Vincenzo Hospital - Taormina, Italy.

Rheumatic Carditis and Income: the price of a better outcome

D. Palleri¹, M. Fabi¹, M. Calicchia¹, I. Frabboni¹, A. Balducci², A. Donti², G. Gargiulo³, M. Lanari¹

¹ U.O. Pediatria d'Urgenza, Pronto Soccorso Pediatrico e Osservazione Breve Intensiva - Lanari, Policlinico Universitario Sant'Orsola-Malpighi, Bologna;²U.O. Cardiologia Pediatrica e dell'Età Evolutiva - Donti f.f., Policlinico Universitario Sant'Orsola-Malpighi, Bologna³U.O. Cardiocirurgia Pediatrica e dell'Età Evolutiva - Gargiulo, Policlinico Universitario Sant'Orsola-Malpighi, Bologna.

Interesting case of ToF with possible Myocarditis

Hasmik Minasyan, Hovhannes Zohrabyan, Armen Kocharian, Hakob(Hrayr) Hovakimyan, Gagik Heboyan, Asya Grigoryan.

"Nork-Marash" Medical Center, Yerevan, Armenia.

25 May: ORANGE ROOM

07.45 - 09.45

Inpatient Echocardiography After CHD Surgery: Important Principles and Techniques

Moderators: *Carlo Bassano, MD and Giovanna Baccano, MD*

- 07:45 - 08:05 Surgical Perspective - *Massimo Massetti, MD*
- 08:10 - 08:30 Anesthetic Considerations - *Ivana Campanella, MD*
- 08:35 - 08:55 Current Status of 3D Imaging in the Operating Room - *Gabriele Rinelli, MD*
- 09:00 - 09:20 Echo in the ICU: Ensuring Safety During the Procedure and Communication of the Results - *Darren Klugman, MD, MPH*
- 09:20 - 09:45 Panel Discussion

10.15 - 12.15

Cardiac and Non-Cardiac Manifestations of Genetic Syndromes Associated with Congenital Cardiac Disease

Moderators: *Carmelo Salpietro MD; Franco Cusumano, MD and Marcello Campisi, MD*

- 10:15 - 10:35 Genetic Syndrome and CHD - *Emanuela Salzano, MD*
- 10:40 - 11:00 New laboratory investigations in genetic syndromes with CHD - *Antonio Novelli, MD*
- 11:05 - 11:25 Counseling for a Patient with a Genetic Syndrome and CHD - *Maria Giovanna Russo, MD*
- 11:30 - 11:50 Heart and Vessels in Neurocutaneous Disorders - *Andrea D. Praticò, MD*
- 11:50 - 12:15 Syndromes Associated with Hypertrophic Cardiomyopathy - *Mitchell Cohen, MD*

13.30 - 15.30

Genetics, Environment and New Insights in Cardiovascular Disease

Moderators *Maria Pia Calabrò MD and Lucy Manuri, MD*

- 13:30 - 13:50 The Influence of the Environment in the Experimental Production of Ventricular Septal Defects - *Robert Anderson, MD*
- 13:55 - 14:15 What Causes Lung Injury During Cardiopulmonary Bypass? - *Jason Patregnani, MD*
- 14:20 - 14:40 What's New in the Genetic Etiologies of Congenital Heart Disease - *Bruno Marino, MD*
- 14:45 - 15:05 Who Should Get Genetic Testing After a Proband Presentation of Arrhythmia? - *Mitchell Cohen, MD*
- 15:05 - 15:30 Panel Discussion

25 May: LEMON ROOM

07.45 - 09.45

New Challenges and Solutions in Cardiac Critical Care

Moderators: *Simone Reali MD and Sergio Picardo, MD*

- 07:45 - 08:00 Pharmacologic and Non-Pharmacologic Strategies for Pain Management - *Viviane Nasr, MD*
- 08:05 - 08:20 Intraoperative Exparel and Mini Sternotomy to Reduce Postoperative Pain - *Christopher Tirotta, MD*
- 08:25 - 08:40 Neonatal and Pediatric ECMO Management and Outcomes: The CHOP experience - *Molly Dreher, CCP*
- 08:45 - 09:00 Transfusion Associated Lung Injury (TRALI) - *Joshua Salvin, MD, MPH*
- 09:05 - 09:20 VV ECMO in Pediatric Cardiac Surgery - *Cristian Mirabile, MD*
- 09:25 - 09:40 Why Do Patients with a Functionally Univentricular Heart Clot So Easily? - *Jason Patregnani, MD*

10.15 - 12.15

Bleeding and Blood Conservation Strategies

Moderators: *Luca Di Chiara MD and Giusy Nicita, MD*

- 10:15 - 10:35 Perioperative Blood Management in infants and Children: Worth Its Weight in Gold - *Molly Dreher, CCP*
- 10:40 - 11:40 When All Else Fails: Management of Severe Bleeding (10 minutes each)
 - in Chicago - *Molly Oldeen, CCP*
 - In London - *Alex Robertson, CCP*
 - In Paris - *Christian Mirabile, MD*
 - In Rome - *Chiara Giorni, MD*
 - In Taormina - *Nadia Grasso, MD*
 - In Washington DC - *Jason Patregnani, MD*
 - Other Locations - *TBD*
- 11:40 - 12:15 Panel discussion

13.30 - 15.30

ICU Care, Catheter and Surgical Management While on ECMO

Moderators: *Viviane Nasr, MD and Salvatore Agati, MD*

- 13:30 - 13:50 ECMO following Stage I Norwood - *Francis Fynn-Thompson*
- 13:55 - 14:15 How Best to "Round" on the ECMO Patient - *Joshua Salvin, MD*
- 14:20 - 14:40 Bedside Nursing Care - *Annette Imprescia RN, CCRN*
- 14:45 - 15:05 Monitoring and Treating Bleeding During ECMO - *Alex Robertson, CCP*
- 15:05 - 15:30 Panel Discussion

25 May: LEMON ROOM

Oral Presentation - Neonatology

15.30

Oral Presentation - Neonatology

Moderators: Irma Capolupo, Pietro Sciacca

Fetal myocardial development: an anatomical and functional approach

Castaldi B. ¹, Cattapan I. ¹, Basso A. ¹, Fedrigo M. ¹, Biffanti R. ¹, Reffo E. ¹, Cerutti A. ¹, Angelini A. ², Milanesi O. ¹

¹Department of Women's and Children's Health - University of Padova ²Department of Thoracic and Cardiovascular Sciences - University of Padova

Esoophageal atresia and congenital heart defect: our experience

V. Brafa Musicoro ¹, G. Messina ¹, M.G. Pappalardo ¹, S. Sciuto ¹, L. Marino ¹, L. Mattia ², P. Betta ², P. Sciacca ².

¹Scuola di Specializzazione in Pediatria, Università degli Studi di Catania; ²U.O. Neonatologia e Terapia Intensiva Neonatale, A.O.U. Gaspare-Rodolico, Catania

Anomalous Left Coronary Artery origin in the neonatal period: a difficult diagnosis possibly covered by respiratory infections

¹A. Tempera, ¹C. Cafforio, ¹M. Colantonio, ¹S. Ronci, ¹M. Calvani, ²M. Piastra, ²F. Brancato, ²G. Conti, ²G. De Rosa, ¹F. Mizzoni.

¹Neonatal ICU, S. Camillo-Forlanini Hospital, Rome, Italy; ²Pediatric ICU, Emergency/Intensive Care Department, Fondazione Policlinico Gemelli IRCCS; Università Cattolica del Sacro Cuore, Rome, Italy

Heritable disorders of fibrous connective tissues in patients with Diaphragmatic Herniae: The relevance of genetic evaluation

Di Pede Valfre L. A., Magliozzi M. Capolupo I, Conforti A., Dotta A., Bagolan P., Novelli A., Digilio C.

Bambino Gesù Pediatric Hospital - Roma

Description of two cases of isolated levocardia over a period of six months

Laura Lo Valvo, Oriana Maria Adamo, Salvatore Lombardo, Ignazia Valentina Migliore, Maria Santa Piazza, Manuela Prato, Sabrina Morreale.

Neonatal Intensive Care Unit, Umberto I Hospital, Enna, Italy

Evaluation of right ventricular function in preterm infants treated with LISA technique

C.L. Mattia, A. Saporito, M. Marletta, M.C. Caracciolo, M. Coversano, S. Sciuto, G. Messina, M. Pappalardo, P. Sciacca, P. Betta

UOC UTIN-Neonatologia - Azienda Ospedaliera/Universitaria Policlinico/OVE - Università di Catania

25 May: LEMON ROOM

Oral Presentation - Neonatology

Newborn screening for critical congenital heart disease using pulse oximetry: a four year experience in a second level birth center in IRCCS Casa Sollievo della Sofferenza - San Giovanni Rotondo

*A.Riganti, M. Marinelli, *G. Di Stolfo, PP. Cristalli*

*UOC TIN-Neonatalogia CSS-San Giovanni Rotondo, *UOC Cardiologia CSS-San Giovanni Rotondo*

Three different management of PDA in preterm VLBW newborns (GA \leq 30 weeks): effects on outcome, our experience

P. Sciacca, A. Giallongo, P. Betta, S. Cilauro, C. Mattia

NICU - A.O.U. Policlinico Vittorio Emanuele - G.Rodolico, Catania

Transient left hypertrophic cardiomyopathy in a preterm infant: a case report and literature overview

F.M. Foti¹, M. D. Foti¹, L. Bruno¹, M.R. Velletri¹, M.A. Castelluzzo², L. Pieragostini¹.

¹ U.O.C.Terapia Intensiva Neonatale, Grande Ospedale Metropolitano "Bianchi-Melacrino- Morelli" - Reggio Calabria . ² Università Magna Graecia, Dipartimento di Pediatria, Ospedale Pugliese-Ciaccio, Catanzaro

Evaluation of haemodynamics in healthy term neonates using ultrasonic cardiac output monitor

D. Doni, C. Rigotti, V. Cavalleri, S. Nucera, E. Arosio, M. Ronconi, T. Fedeli

Neonatal Intensive Care Unit, FMBBM, San Gerardo Hospital, Monza, Italy

Planning of Perinatal Advanced Management in newborns with high risk congenital heart disease: ex utero intrapartum treatment and other high level of care strategies

Castro A.¹, de Zorzi A.², Gitto P.², Klein L.³, Capolupo I.², Reali S.², Manuri L.², Ruggieri M.¹, Agati S.².

¹ Department of Pediatrics, University of Catania; ² Centro Cardiologico Pediatrico del Mediterraneo - Bambino Gesù- Taormina; ³ Gynecology Unit, San Vincenzo Hospital, Taormina

25 May: PRICKLY PEAR ROOM

Oral Presentation - Imaging

15.30

Oral Presentation - Imaging

Moderators: Aurelio Secinaro, Placido Romeo

Benign Cardiac Mass in infancy: single centre experience with cardiac MRI

MC Inserra MD¹, G. Baccano MD², P. Gitto MD², A. Celona MD¹, S. Agati MD², P. Romeo MD¹.

¹UOC Radiodiagnostica, Taormina Hospital - ASP Messina; ²Centro Cardiologico Pediatrico del Mediterraneo, Taormina Hospital - ASP Messina

Performance of Compressed Sensing Cardiac Cine Imaging in Children: Initial Experience

Davide Curione¹, Paolo Ciliberti², Dolores Ferrara³, Teresa Pia Santangelo¹, Paolo Ciancarella¹, Carmela Napolitano¹, Aurelio Secinaro¹

¹Advanced Cardiovascular Imaging Unit - Imaging Department, Bambino Gesù Children's Hospital IRCCS, Rome, Italy; ² Pediatric Cardiology and Cardiac Surgery Department, Bambino Gesù Children's Hospital IRCCS, Rome, Italy; ³ Department of Advanced Biomedical Sciences, Federico II University, Naples, Italy

Rare syndromes: ATS and PHACE panoramic evaluation with computed tomography

MC Inserra MD¹, G. Baccano MD², P. Gitto MD², L. Oreto MD², S. Agati MD², P. Romeo MD¹,

¹UOC Radiodiagnostica, Taormina Hospital - ASP Messina; ²Centro Cardiologico Pediatrico del Mediterraneo, Taormina Hospital - ASP Messina

Atrial and Ventricular STE Strain After Percutaneous ASD closure: comparison with Normal Subjects and with Surgical Group

Marchese Pietro M.D. ^{1,3}, Medino Paola M.D. ³, Santoro Giuseppe M.D. ¹, Franchi Eliana M.D. ¹, Assanta Nadia M.D. ¹, Cantinotti Massimiliano M.D. ^{1,2}

¹ Fondazione CNR-Regione Toscana G. Monasterio (FTGM), Massa, Pisa, Italy ; ² Institute of Clinical Physiology (IFC), National Research Institute (CNR), Pisa, Italy ; ³ Department of Pediatrics, A.O.U. Pisana, Ospedale S. Chiara, Pisa, Italy

Single center results of endovascular palliations for critical congenital heart defects with pulmonary blood flow obstruction

IV Polivenok, MD, FSCAI; DA Khoruzhevsky, MD, AV Meshkov, MD, KL Gamisonia, MD, NS Belimenko, MD, DA Kirienko, MD.

Zaitcev V.T. Institute for General and Urgent Surgery NAMS of Ukraine, Kharkiv, Ukraine

Immediate right heart chambers reverse remodeling in patients operated for right-sided lesion during adulthood

Panaoli E¹, Lillo R¹, Cimmino V¹, Delogu AB², Milazzo A¹, Pasquini A¹, Colizzi C¹, Perri G¹, Grandinetti M¹, Lombardo A¹, Lanza GA¹, Amodeo A³, Massetti M¹, Graziani F¹.

¹Department of Cardiovascular and Thoracic Sciences, Fondazione Policlinico Universitario A. Gemelli IRCCS, Catholic University, Rome, Italy. ²Department of Pediatrics, Pediatric Cardiology Unit, Catholic University of the Sacred Heart, Rome, Italy. ³Department of Pediatric Cardiology and Cardiac Surgery, Mechanical Assist Device Unit, Bambino Gesù Hospital & Research Institute, Rome, Italy

Single center experience with multimodal approach for pulmonary valve disease in adult with Tetralogy of Fallot

Mauro Lo Rito, Giulia Cotili, Francesca Pluchinotta, Alessandro Varrica, Matteo Reali, Alessandro Frigiola, Angelo Micheletti, Mario Carminati, Massimo Chessa, Alessandro Giamberti

Department of Congenital Cardiac Surgery, IRCCS Policlinico San Donato, San Donato, Milanese, Italy

The Effect of Ventricular Morphology in Patients with Single Ventricle Physiology on Immediate Post-Operative Course After the Glenn Procedure

A. Barbanel. Edmond and Lily Safra Children's Hospital, Chaim Sheba Medical Center, Israel.

25 MAY: SATELLITE SYMPOSIUM

Evento ECM n. 45-262647 ED. I

Rivolto a:
Tematiche di Fisiopatologia Cardiocircolatoria e Perfusioni Cardiovascolari
Numero massimo di partecipanti: 50 (50 accreditati ECM e 20 studenti)
Crediti ECM: 10,4
Quota di partecipazione: euro 50

PER INFORMAZIONI ED ISCRIZIONI:

www.mapyformazione.it/corsoeps

RESPONSABILE SCIENTIFICO: DOTT. SALVATORE AGATI
COORDINAMENTO SCIENTIFICO: DOTT. GIULIO PAVAN

LA PERFUSIONE PEDIATRICA: DALLA QUALITA' ALLA PREVENZIONE DEL RISCHIO

SABATO 25 MAGGIO 2019
PALAZZO SAN ZOSIMO ORTIGIA (SIRACUSA)

FACULTY:

SALVATORE AGATI - Cardiologo TAORMINA
SEANNE AZZOLINA - Responsible Risk Management ROMA
RITA CALACIURA - Cardiologa TAORMINA
ANTONIO CHIALASTRI - Comandante Airbus A320 - Esperto Fattore Umano ROMA
GIOVANNI FAVERO - Comandante pilota Air Dolomiti VERONA
TIZIANO MENON - Coordinatore Perfusionisti AOUI VERONA
FIAMMETTA MICHETTI - Perfusionista ROMA
GIULIO PAVAN - Perfusionista Direttore Scientifico EPS
PIERO RODOLFO - Perfusionista BOLOGNA
GIUSEPPE SQUILLACI - Perfusionista GENOVA
CHIARA TORNAMBE' - Perfusionista TAORMINA
ROSANNA ZANAI - Anestesista TAORMINA
FABIO ZANELLA - Perfusionista PADOVA

PROVIDER ECM

Mapy Formazione sas
D. ECM n. 45
Rf. Paolo Merelli
Tel. +39 055 2342566
info@mapyformazione.it

SEGRETERIA ORGANIZZATIVA:

ADM Congress srl
Dr. Margherita Colabrese
Tel. +39 050 345228
info@admcongress.it

CON IL PATROCINIO DI



CON IL CONTRIBUTO NON CONDIZIONANTE DI



WWW.EPSHEALTHCARE.COM

25 MAY: SATELLITE SYMPOSIUM

Scientific Program Perfusion Meeting EPS Perfusion Service

“Pediatric Perfusion: from Quality to Risk Prevention”

Scientific Coordinators: Salvatore Agati MD and Giulio Pavan CCCP

Preliminary Session

09.00 – Conference Opening

09.15 – 5[^] Edition “Denis Colazzo Award”

First Scientific Session - State of the art in Cardiac Surgery and Pediatric Perfusion

Moderators: Rosanna Zanai MD – Fabio Zanella CCCP

1. **09.30 – Salvatore Agati** – Chief Cardiac Surgeon - Taormina
Quality in cardiac surgery of pediatric patient
2. **09.45 – Chiara Tornambè** - Perfusionist - Taormina
State of the art of perfusion in pediatric cardiac surgery
3. **10.00 – Rita Calaciura** – Cardiologist - Taormina
Multidisciplinarity: hybrid procedures in pediatric patient

10.15 – 10.45 - Discussion

10.45 – 11.00 - Coffee Break

Second Scientific Session - Pediatric ECMO: Issues, Results and Prospects

Moderators: Salvatore Agati MD – Rita Calaciura MD

4. **11.00 – Piero Rodolfo** – Perfusionist - Bologna
The perfusionist management during neonatal and pediatric ECMO
5. **11.15 – Rosanna Zanai** – Cardiac Anesthesiologist - Taormina
Pediatric ECMO: anesthesiologist management issues
6. **11.30 – Fiammetta Michetti** – Perfusionist - Roma
Organization of neonatal and pediatric ECMO transport

11.45 – 12.15 - Discussion

LA PERFUSIONE
PEDIATRICA:
DALLA QUALITA'
ALLA PREVENZIONE
DEL RISCHIO

SABATO 25 MAGGIO 2019

PALAZZO SAN ZOSIMO ORTIGIA (SIRACUSA)

25 MAY: SATELLITE SYMPOSIUM

Third Scientific Session - Monitoring and Safety of pediatric perfusion

Moderators: Seanne Azzolina CCCP – Chiara Tornambè CCP

1. **12.15 – Fabio Zanella** – Perfusionist - Padova
Monitoring techniques of pediatric CPB
2. **12.30 – Giuseppe Squillaci** – Perfusionist - Genova
Safety and Risk in the management of pediatric CPB

12.45 – 13.15 - **Discussion**

13.15 – 14.15 - **Lunch**

Fourth Scientific Session - Risk Prevention

Moderators: Antonio Chialastri – Giulio Pavan CCCP

3. **14.15 – Seanne Azzolina** – Manager of Risk Management - Roma
Risk Management in the field of Cardiopulmonary bypass
4. **14.30 – Antonio Chialastri** – Captain Pilot - Roma
Risk prevention: from Check-list to simulator

IN CONNECTION WITH THE SIMULATION ROOM OF VERONA HOSPITAL

5. **14.45 – Giovanni Favero** – Captain Pilot - Verona
Non Technical Skills: Safety and tools for the team in operatory room
6. **15.00 – Tiziano Menon** - Pefusionista - Verona
Simulation tests for perfusionists

15.15 – 15.45 - **Discussion**

15.45 – 16.00 - **Coffee Break**

Practical simulation tests

16.00 – 16.30 **Simulation Test A + Case Review**

16.30 – 17.00 **Simulation Test B + Case Review**

17.00 – 17.30 **Simulation Test C + Case Review**

17.30 – 18.00 - **Discussion**

18.00 - **Conference Closing**

LA PERFUSIONE
PEDIATRICA:
DALLA QUALITA'
ALLA PREVENZIONE
DEL RISCHIO

SABATO 25 MAGGIO 2019

PALAZZO SAN ZOSIMO ORTIGIA (SIRACUSA)

26 MAY: PROGRAM AT A GLANCE

Sunday 26 May 2019

0830-1100

Mt. Etna
250

State of the Art: Mechanical Circulatory Support

Mt. Stromboli
100

Featured Lectures in Cardiac Catheterization

Orange
50

Early Management of the Neonate and Infant with Critical Congenital Cardiac Disease

Lemon
50

Evaluation and Treatment of Tricuspid Valve Disease

26 May: SUNDAY

h 8.30 - 11.00

ETNA ROOM

State of the Art: Mechanical Circulatory Support

Moderators: Antonio Amodeo, MD and Massimo Massetti, MD

- 08:30 - 08:55 The Cardiologist's View: Yesterday, Today and Tomorrow - *Roberta Iacobelli, MD*
- 09:00 - 09:25 Small Volume Portable Cardiopulmonary Support - *Christopher Tirota, MD*
- 09:30 - 09:55 Mechanical Circulatory Support After Fontan: Experimental Studies - *Shri Despande, MD*
- 10:00 - 10:25 Supporting the Right Ventricle in the ICU - *Luca Di Chiara, MD*
- 10:25 - 11:00 Panel Discussion

STROMBOLI ROOM

Featured Lectures in Cardiac Catheterization

Moderators: Maria Giulia Gagliardi, MD and Massimo Chessa, MD

- 08:30 - 08:55 New Technology and Clinical Trials - *Evan Zahn, MD*
- 09:00 - 09:25 The Crucial Role of the Cardiac Anesthesiologist During Neonatal and Pediatric Catheterization - *Viviane Nasr, MD*
- 09:30 - 09:55 Endocarditis Following Transcatheter Melody Valve Placement - *Nikolaus Haas, MD*
- 10:00 - 10:25 Hybrid approach in HLHS - *Michele Saitta, MD*
- 10:25 - 10:45 Aortic Coarctation and Recoarctation: From Simple to Hybrid - *Fabio D'Aiello, MD*
- 10:45 - 11:00 A Hybrid Approach to the RV Outflow Tract - *Evan Zahn, MD*

26 May: SUNDAY

h 8.30 - 11.00

ORANGE ROOM

Early Management of the Neonate and Infant with Critical Congenital Heart Disease

Moderators: Lili Klein, MD, Gabriella Tina, MD and Antonino Bucolo, MD

- 08:30 - 08:55 Provision of Care to a Fetus With Prenatal Diagnosis of CHD: Chance or Risk? - *Stefano Fiocchi, MD*
- 09:00 - 09:25 Critical CHD in the Delivery Room: What the Neonatologist Needs to Know - *Nunzia Decembrino, MD*
- 09:30 - 09:55 Prostaglandin Infusion in the Early Management of the Neonate with CHD - *Sabrina Salvadori, MD*
- 10:00 - 10:25 Vascular access of the neonate with CHD: from birth to stabilization - *Fiammetta Piersigilli, MD*
- 10:25 - 11:00 Panel Discussion

LEMON ROOM

Evaluation and Treatment of Tricuspid Valve Disease

Moderators: Fiore Iorio, MD and Massimo Massetti, MD

- 08:30 - 08:55 Adult Patient with Secondary Tricuspid Valve Disease: Clinical Case and Indication - *Angelica Delogu, MD*
- 09:00 - 09:25 Which Type of Diagnostic Evaluation? - *Massimo Chessa, MD*
- 09:30 - 09:55 Tricuspid Valve Repair or Replacement - *Alessandro Giamberti, MD*
- 10:00 - 10:25 Can the Tricuspid Valve in HLHS Be Surgically Managed with Success and Durability? - *Shunji Sano, MD*
- 10:25 - 11:00 Panel Discussion



Società Italiana di
Cardiologia Pediatrica e delle
Cardiopatie Congenite

General Assembly Sicilia - Calabria

Etna Room

Sunday 26 May start 11 am

«Società Italiana Cardiologia Pediatrica»

Michele Saitta, MD

Regional Coordinator

POSTER - PERMANENT EXPOSITION

P1

A case of respiratory distress in a child with univentricular heart

Zarbo C*, Fabi M*, Ragni L**, Balducci A**, Bronzetti G**, Donti A**, Lanari M* and Gargiulo G**.

*Pediatric Unit, Ospedale S.Orsola - University of Bologna **Pediatric Cardiology and Pediatric Cardiac Surgery Unit, Ospedale S.Orsola - University of Bologna

P2

An active young boy with a lazy heart

A.Pozza¹, I.Moneta², C.Pedron³, L.Pescollderung². ¹ Università degli studi di Padova, Scuola di specializzazione in Pediatria; ² Azienda sanitaria di Bolzano, Divisione di Pediatria ³ Azienda sanitaria di Bolzano, Divisione di Pediatria, Terapia intensiva neonatale.

P3

Percutaneous treatment of functional mitral valve regurgitation after acute heart failure in non-compaction cardiomyopathy: a case report

°Salvatore Scianna MD, °Maurizio Taramasso MD, PhD, °Francesco Maisano MD PhD.

°Department of Cardiac Surgery, University Heart Center Zurich, Ramistrasse 100, Zürich CH-8091, Switzerland

P4

Truncus arteriosus versus Pulmonary atresia with ventricular septal defect and major aortopulmonary collateral arteries: an interesting diagnostic challenge. A case report.

Di Candia A.¹, Reffo E.², Cerutti A.², Castaldi B.², Cristofaletti A.², Biffanti R.², Milanese O.

¹Pediatric Medical School, University of Padua; ²Department of Women's and Children's Health, Pediatric Cardiology, University of Padua,

P5

Epidermolysis bullosa-associated dilated cardiomyopathy: a case report.

Ippolito G¹, Guez S², Stracquadaino R¹, Bischetti G¹, Favilli S³, Mauri L⁴, Colli AM⁴.

¹ University of Milan ² Department of Pediatrics, IRCCS Cà Granda Ospedale Maggiore Policlinico, Milan; ³ Department of Pediatric Cardiology, AOU Mayer, Florence

⁴ Department of Pediatric Cardiology, IRCCS Cà Granda Ospedale Maggiore Policlinico, Milan

P6

Painless aortic type A dissection in a patient with monocuspid aortic valve: a conservative treatment

°Salvatore Scianna MD, °Maurizio Taramasso MD, PhD, °Ahmed Ouda MD, ° Francesco Maisano MD PhD.

°Department of Cardiac Surgery, University Heart Center Zurich, Ramistrasse 100, Zürich CH-8091, Switzerland

P7

Exit-procedure in Hydrops Fetalis: a case report

R. Zana¹, N. Grasso¹, N. Decembrino², I. Capolupo², S. Agati³, S. Reali¹, A. Castro⁴

¹ Pediatric Cardiac Anesthesiology and Intensive Care, Centro Cardiologico Pediatrico del Mediterraneo, P.O. San Vincenzo, Taormina; ² Neonatology and Neonatal Intensive Care, Centro Cardiologico Pediatrico del Mediterraneo, P.O. San Vincenzo, Taormina; ³ Pediatric Cardiac Surgery, Centro Cardiologico Pediatrico del Mediterraneo, P.O. San Vincenzo, Taormina; ⁴ Pediatric Cardiology, Centro Cardiologico Pediatrico del Mediterraneo, P.O. San Vincenzo, Taormina

POSTER - PERMANENT EXPOSITION

P8

Pulmonary sequestration with aberrant pulmonary venous drainage mimicking Scimitar Syndrome -meandering pulmonary vein.

MC Inserra¹, G. Baccano², M. Saitta², P. Gitto², L. Oretto², S. Agat², P. Romeo¹. ¹UOC Radiodiagnostica, Taormina Hospital - ASP Messina; ²Centro Cardiologico Pediatrico del Mediterraneo, Taormina Hospital - ASP Messina, Italy.

P9

CMR imaging: Anatomically Corrected Malposition of Great Arteries

A. Bersali¹, H. Aouchar¹, C. Bensaad². ¹Bou Ismail Pediatric Cardiac Surgery Center; ²Medical Imaging Center of Kolea CIMK; Algeria.

P10

Percutaneous fenestration creation in failed extracardiac Fontan circulation under veno-venous ECMO.

C. Mirabile, M. Bojan, O. Guillard, E. Mokhfi, S. Hascoet, F. Decailliot, M. Ly, R. Roussin, J. Zogbi, E. Belli. Department of Congenital Heart Disease, Marie Lannelongue Hospital, Le Plessis-Robinson, France.

P11

Vein of Galen aneurysmal malformation (VGAM): cardiac manifestations

Anna Gozzi¹, Laura Baggio², Elena Reffo³, Alessandra Cristofaletti³, Irene Toldo⁴, Elena Cavaliere⁴, Margherita Nosadini⁴, Francesco Causin⁵, Stefano Sartori⁴
¹ Scuola di Specializzazione in Pediatria, Dipartimento di Salute della Donna e del Bambino, Padova; ² Scuola di Specializzazione in Pediatria, Dipartimento di Salute della Donna e del Bambino, Verona; ³ UOC Cardiologia Pediatrica, Dipartimento di Salute della Donna e del Bambino, Padova; ⁴ UOC Neuroradiologia, Dipartimento di Neuroscienze, Padova; ⁵ Neurologia e Neurofisiologia Pediatrica, UOC Clinica Pediatrica, Dipartimento di Salute della Donna e del Bambino, Padova

P12

A case of double-outlet right ventricle in trisomy 18

V. Lombardo, S. Arcuri, S. Galletti¹. ¹ Neonatology Department, S. Orsola-Malpighi University Hospital, Bologna

P13

Giant right pulmonary arteriovenous malformation treated with endovascular embolization

MC Inserra¹, G. Baccano², M. Saitta², P. Gitto², L. Oretto², S. Agat², P. Romeo¹. ¹UOC Radiodiagnostica, Taormina Hospital - ASP Messina; ²Centro Cardiologico Pediatrico del Mediterraneo, Taormina Hospital - ASP Messina, Italy.

P14

Extensive endocardial fibrosis in a child with dilatative cardiomyopathy and apical thrombosis: cardiac MRI findings.

MC Inserra¹, G. Baccano², D. Pol², L. Oretto², S. Agat², P. Romeo¹. ¹UOC Radiodiagnostica, Taormina Hospital - ASP Messina; ²Centro Cardiologico Pediatrico del Mediterraneo, Taormina Hospital - ASP Messina; Italy.

P15

Double aortic arch presenting with respiratory failure in a newborn

Ismaili H¹, Hoxha M¹, Hasbahta T¹, Halili S¹, Hasbahta G², Henein MY³ ¹Clinic of Neonatology, University Clinical Centre of Kosova, Rrethi I Spitalit, P.N, 10000, Prishtina, Kosovo, ²Radiology Clinic, University Clinical Centre of Kosova, Rrethi I Spitalit, P.N, 10000, Prishtina, Kosovo, ³Institute of Public Health and Clinical Medicine, Umea University, Umeå, Sweden.

P16

A strange case of a premature baby unable to breath

G. Costa¹, L. Stracquadanio¹, L.G. Tina¹, M.Campisi³, V. Lentin², E. Potenza⁴.

¹U. O. C. Neonatologia, ²U.O.C Radiologia ; ⁴U.O.C. Chirurgia Toracica; ³U.O.C Cardiologia Pediatrica, ARNAS GARIBALDI NESIMA Catania, Italy.

P17

Non-compaction of the myocardium: a rare case of autosomal dominant cardiomyopathy in a newborn

Manuela Prato, Oriana Maria Adamo, Salvatore Lombardo, Laura Lo Valvo, Ignazia Valentina Migliore, Maria Santa Piazza, Sabrina Morreale. Neonatal Intensive Care Unit, Umberto I Hospital, Enna, Italy.

P18

Ectopic left ventricular apical diverticulum: report of a rare clinical case.

Di Tommaso E, Biondo G, Bombaci S, Di Dio G, Guarino R, Manzo V, Zagami A, Capolupo I. Division of Pediatrics and Neonatology, San Vincenzo Hospital, Taormina, Italy.

P19

Pulmonary hypertension in a newborn with polycythemia and 15q11.2 microdeletion: which cause?

V. Giacchi, S. Mondello, P. Palazzo, M.G. Pappalardo, V. Di Guardo, P. D'Amico. NICU, Cannizzaro Hospital, Catania, Italy.

P20

A rare case of symptomatic right aortic arch in the absence of vascular ring.

Di Tommaso E¹, Zanai R², Di Dio G¹, Manzo V¹, Bombaci S¹, Capolupo I¹.

¹Division of Pediatrics and Neonatology, San Vincenzo Hospital, Taormina, Italy; ²Centro Cardiologico Pediatrico del Mediterraneo, San Vincenzo Hospital, Taormina, Italy.

Sponsored Lunch Session

Etna Room

Friday 24 May start 1 pm

«The advantage of decellularized tissue in pediatric cardiac surgery»

Christhoph Schmitz, PhD.




Saturday 25 May start 1 pm

«New Valver first Experience in Pediatric Cardiology»

Michele Saitta, MD; Martina Golia.



ENDORSEMENT



PLATINUM SPONSOR



Medtronic

New Solution medicale s.r.l.



GOLD SPONSOR



Edwards



Abbott



More than surgery



Terumo IS

SILVER SPONSOR



BRONZE SPONSOR



AS MEDICALI

eubiotica



BALMED⁺

Linker[®]
Pharma

ORGANIZING SECRETARY




Via F. Crispi n. 4 – 98121 Messina



Tel: +39 090 345281 Int. 5



Cell: +39 3357786891 - Fax: +39 09047044



Email: info@admcongressi.it

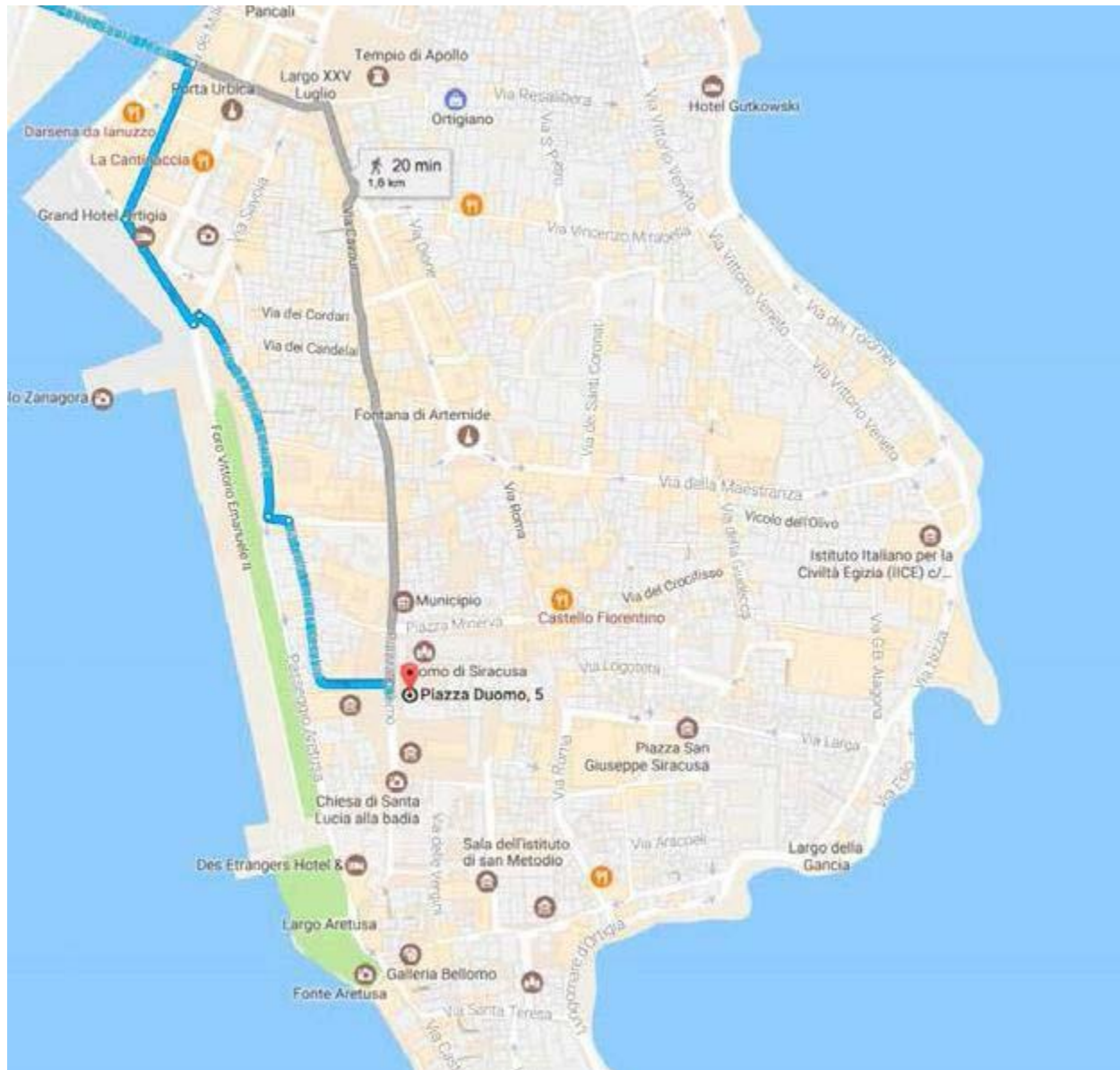


Sito: www.admcongressi.it



CONGRESS VENUE

Ex Museo Diocesano - Palazzo San Zosimo Piazza Duomo, n. 5 - 96100 Siracusa



EVENT CONNECTED TO



*8th World Congress of
Pediatric Cardiology
and Cardiac Surgery*
SEPTEMBER 19-24, 2021
WASHINGTON D.C.

— *At the heart of the* —
pediatric and cardiac
GLOBAL COMMUNITY

Visit WCPCCS2021.org for more information.

Co-Chairs: Jeffrey P. Jacobs, MD • Gil Wernovsky, MD



Joint Paediatric Critical Care International Meeting November 20-22, 2019

QEII Centre, Broad Sanctuary • Westminster, London SW1P 3EE

Host Hotel: Doubletree by Hilton London - Westminster



JOINTLY PRESENTED BY



The Pediatric Cardiac
Intensive Care Society
15th Annual International Meeting



Paediatric Intensive
Care Society
33rd Annual Scientific Meeting

6th EUROPEAN CONFERENCE | ON PAEDIATRIC AND NEONATAL
CARDIAC INTENSIVE CARE (EPNCCIC)



<https://www.ccpmed.it/chc2019/>

